



MEDIPLUS (INDIA)

A BRAND OF SANGAI HEALTHCARE



ISO 9001:2015

QCS

GMP

ISO 14001:2015

ISO 13485:2016

About us

SANGAI HEALTHCARE PVT. LTD.

- With the brand of MEDI PLUS (INDIA), Sangai Healthcare Pvt. Ltd. was founded with a vision to deliver top-notch surgical equipment to customers across the spectrum. In just a few short years, we've established ourselves as a leading manufacturer and distributor of surgical tables, lights, and hospital furniture, providing high-quality, durable products at industry-leading prices.
- At Sangai Healthcare, quality and customer satisfaction are our top priorities. We maintain a clean and safe work environment to ensure efficiency and the production of top-notch products. We source our raw materials from reputable suppliers and distributors to ensure a seamless manufacturing process.
- With a commitment to excellence, Sangai Healthcare is dedicated to delivering the best possible products and services to our customers. Contact us today to learn more about our products and how we can help meet your surgical equipment needs."

VISION

Our vision is to innovate for tomorrow and improve patient care, with a sharp focus on quality and excellence and on delivering world class products.

MISSION

Our mission is to come-up as one of the most trusted manufacturer and suppliers of all sorts of hospital furniture and to provide unmatched quality at proficient price. We deliver what we are asked to unconditionally.

RECLINER BED FOR ALL HOME BED

- HOMEBLESS "Space-Saving Hospital-Grade Home Care Bed: Comfort & Safety on Your Own Wooden Bed"
- A revolutionary solution that brings exceptional comfort, safety, and convenience to patients and elderly individuals without sacrificing space or style.
- The bed's adjustable head sections allow for personalized positioning, enabling users to find their most comfortable and ergonomic resting positions.



Technical Features

Standard Platform Size	35''W x 26''L
Standard Mattress Size	35''W x 72''L x 6''H
Backrest	0-75degree
Power Supply	24V DC

COLOR OPTIONS:- Any colour

MOTORISED COMMODE BED WITH WHEELCHAIR

- Patients who are unable to do their daily routines and care takers who feel uncomfortable to serve their patients, This Cot provides lot of facilities like Built in commode, back rest and lot more facilities for the patients. Used for Orthopaedic patients, paralyzed patients, and patients who are completely bed ridden can comfortably use this cot.
- This bed can be converted into wheel chair, which makes easy to take patient on



Technical Features

Overall size	78''L x 36''W x 24''H
Back Rest	0-75degree
Knee Rest	0-25 degree
Accessories	Iv Rod, Urine Beg Hold, Remote Controller

COLOR OPTIONS:- Any colour

LIBRA -PVT. ROOM BED

PVT. ROOM & ICU BEDS

- MPI-Libra, Five functions Fully automatic bed for Pvt. Rooms and Home care bed has the caster wheels with brakes. It has height adjustment with trendelenburg and reverse trendelenburg position. Features leg positions and backrest that can be adjusted, up and down. It also has an in built battery back-up and Under bed light option. The CPR function is available on demand.



COLOR OPTIONS:- Any colour

AMAYA –ICU BED MOTORISED

MPI-AMAYA is a range of 5 function, fully motorized patient care beds, which is designed for care of patients in the spectrum of Intensive Care to Post Operative Care. It is suitable for ICCUs, ICUs and Private rooms. It comes with options of various performance accessories and can be customized according to the need of customer and interior.

Standard Configuration

- MATTRESS PLATFORM:** 4 Section top made up of CRCA sheet with option of X-ray permeable Back rest.
- H/F BOARDS:** Detachable Polymer moulded head and foot bows provide a soothing look.
- SPLIT SIDE RAILS:** The 4 pcs ABS side rails provide the patient with protection against falls.
- Protective corner bumpers.**
- FUNCTIONS:** Back rest, Knee rest, Trendelenburg/Reverse trendelenburg, High – low, Cardiac chair position and One touch Zero level (CPR) position manoeuvrable by 4 separate actuator operated by remote (option of engraved touch panels on both foot bow and side railings).
- Four 125 mm Dual castor with option of Central Locking mechanism.**
- Saline stand and mattress holders.**
- Mattress :** Optional

COLOR OPTIONS:- 

Technical Features

Outer dimensions (side rails up)	L1980 x W1060 (+/- 10 mm)
Mattress Platform	L1960 x W890 (+/- 10 mm)
Bed height	500-775mm (+/- 10 mm)
Backrest	0-70 degree
Knee rest	0-25 degree
TR/RTR	0-15 degree

PVT. ROOM & ICU BEDS



ATHARVA –ICU BED MOTORISED

Standard Configuration

1. **MATTRESS PLATFORM:** 4 Section top made up of CRCA sheet.
2. **H/F BOARDS:** Detachable Polymer moulded head and foot bows provide a soothing look.
3. **SPLIT SIDE RAILS:** The 4pcs ABS side rails provide the patient with protection against falls.
4. **Protective corner bumpers.**
5. **FUNCTIONS:** Back rest, Knee rest, Trendelenburg/Reverse trendelenburg, High – low, position manoeuvrable by 4 separate actuator operated by hand held remote and a attendant remote (optional).
6. **Four 125 mm Dual castor with diagonal locking.**
7. **Saline stand and mattress holders.**
8. **Mattress :** Optional

COLOR OPTIONS:- 

Technical Features

Outer dimensions (side rails up)	L1980 x W1060 (+/- 10 mm)
Mattress Platform	L1960 x W890 (+/- 10 mm)
Bed height	450-775mm (+/- 10 mm)
Backrest	0-70 degree
Knee rest	0-25 degree
TR/RTR	0-15 degree

PVT. ROOM & ICU BEDS

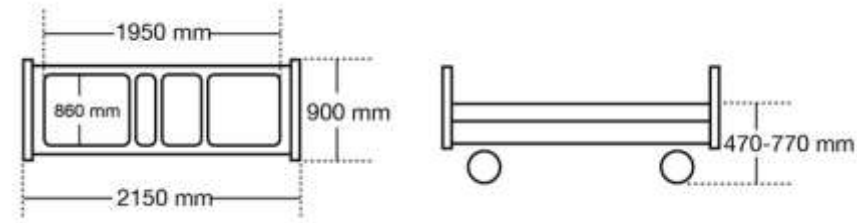


MPI-1000

MANUAL ICU BED

PVT. ROOM & ICU BEDS

- 4 Section top made up of CRCA sheet.
- One pair of Head and foot board.
- Abs tuck away side rails for safety.
- Back rest, knee rest, Trendelenburg and Reverse Trendelenburg, high-low positions manoeuvrable from foot end by 4 separate crank mechanism.
- Luxury 125mm dia castors.


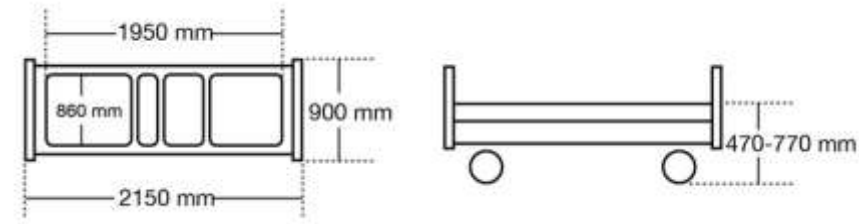


COLOR OPTIONS:-



TWO FUNCTION ELECTRIC FOWLER BED


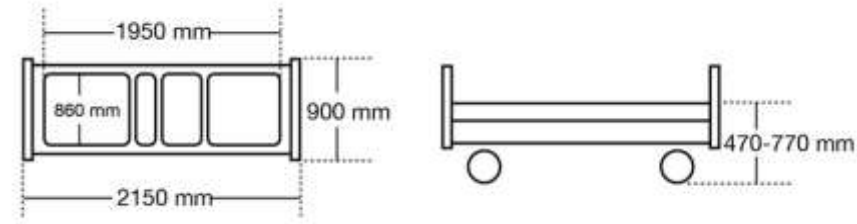
- 4 Section top made up of CRCA sheet.
- One pair of Head and foot board.
- Abs tuck away side rails for safety.
- Back rest, knee rest, positions manoeuvrable by hand held remote.
- Luxury 125mm dia castors, lv poles and drainage hooks.
- Back rest: 0-75 degree.
- Knee rest: 0-25 degree.
- Optional: Available with MS/SS collapsible side railings and mattress



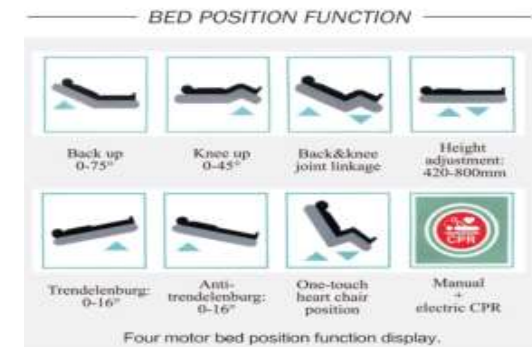
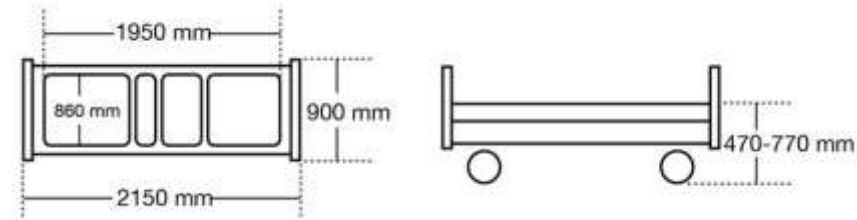
COLOR OPTIONS:-



- Mattress area divided into 4 Section made up of CRCA sheet.
- One pair of Head and foot ABS board.
- Abs tuck away side rails for safety.
- 2 separate crank mechanism for Back rest, and knee rest.
- Luxury 125mm dia castors.
- IV poles and drainage hooks.
- Back rest: 0-75 degree.
- Knee rest: 0-25 degree.
- Optional: Available with MS/SS collapsible side railings and mattress.



- Mattress area divided into 4 Section made up of CRCA sheet.
- One pair of Head and foot SS with wooden board.
- 2 separate crank mechanism for Back rest, and knee rest.
- Drainage hooks.
- Back rest: 0-75 degree.
- Knee rest: 0-25 degree.
- Optional: Available with ABS head/foot bow, MS/SS collapsible side railings, wheels , mattress and I.V rod..



MPI-1020

WARD BEDS

SEMI FOWLER MANUAL BED

- Mattress area divided into 2 Section made up of CRCA sheet.
- One pair of Head and foot ABS board, and wheels.
- 1 crank mechanism for Back rest.
- Drainage hooks.
- Back rest: 0-75 degree.
- Optional: Available with MS/SS collapsible side railings, mattress and I.V rod..



COLOR OPTIONS:-



MPI-1022

ATTENDANT BED



MPI-1026

ATTENDANT BED CUM SOFA



MPI-1025

ATTENDANT BED CUM CHAIR



EMERGENCY RECOVERY TROLLEY

- Frame made of CRCA rectangular pipe with Collapsible railing.
- Removable radiolucent top.
- 2 section top with ratchet mechanism for back rest.
- Trendelenburg and reverse trendelnburg position by using pneumatic pump.
- 125mm dia castors with diagonal locking.
- Equipped with Oxygen cylinder holder, I.V. Rod, side buffers and mattress.
- Frame size: 1930L x 560W x 650-950H.
- Optional: High-Low via crank mechanism.



MPI-1031

PATIENT TRANSFER SOLUTION

STRETCHER TROLLEY

- Removable with fixed height.
- Frame is made of SS tube.
- Trolley mounted over 150mm castor
- Swing down railing made of SS tube.
- Equipped with I.V. Rod and cylinder cage.
- Dimensions: 1830L x 560W x 810H mm.
- Also available in complete M.S powder coated.



MPI-1035

DELIVERY BEDS

OBSTETRICS/LABOUR TABLE

- Three section top made up of SS.
- Leg section sliding completely under the main section.
- Base frame made of CRCA tubes.
- Back rest adjustable with ratchet mechanism.
- Trendlenburg position achieved by crank mechanism.
- Provided with suitable mattress and lithotomy crutches.
- Dimensions: 1830L x 680W x 760H mm.
- Also available in complete SS.



MPI-1036

DELIVERY BEDS

LDR BED MOTORISED

- Three section top made up of SS.
- Detachable ABS head bow and ABS safety side rails.
- Leg section sliding completely under the main section.
- Castors of 125mm dia with diagonal locking.
- Back rest, Trendlenburg/Reverse trendelnburg, High-low position by hand held remote.
- Provided with suitable mattress and lithotomy crutches.
- Dimesnsions: 2030L x 900W x 500-750H mm.
- Back rest: 0-75 degree
- TR/RTR: 0-15 degree



MPI-1040

EXAMINATION COUCH

EXAMINATION TABLES

- Made of CRCA sheets.
- Back rest adjustable with pneumatic pump.
- Padded with foam top in high quality washable rexene
- Provided with three drawers and three utility cabinet.
- Provided with inbuilt foot step.
- Optional: Paper roll provision, Gynae cut, Lithotomy crutches and I.V. Rod.
- Dimensions: 1870L x 560W x 810H mm.



MPI-1041

EXAMINATION TABLE

- Made of CRCA material.
- Back rest adjustable with pneumatic pump.
- Dimensions: 1870L x 560W x 810H mm.
- Optional: Mattress
- Also available in complete SS.



EXAMINATION TABLES



MPI-1042

GYNAE EXAMINATION TABLE

- Made of CRCA material.
- Back rest adjustable with pneumatic pump.
- Provided with Perineal cut and lithotomy crutches.
- Dimensions: 1870L x 560W x 810H mm.
- Optional: Mattress
- Also available in complete SS.

MPI-1043

CRASH CART

O.P.D/WARD/O.T. EQUIPMENT

- Framework made up of SS tubes.
- Provided with two polystyrene boxes each with three lockable drawers.
- Six color removable bins
- Provided with three SS shelves and oxygen cylinder holder.
- Provided with IV rod, corner buffers and Cardiac massage board
- Luxury 125 mm dia castors with diagonal locking.



MPI-1044

MULTI-PURPOSE CRASH CART

- Made of CRCA pipes/sheets.
- Provided with five drawers of different sizes.
- Six color removable bins (optional)
- Provided with cardiac massage board, IV rod, dustbin holder and oxygen cylinder holder.
- Luxury 125 mm dia castors with diagonal locking.

MPI-1045

MONITOR TROLLEY

- Made up of CRCA sheet with four shelves and one drawer.
- Luxury 125mm dia castors with two brakes.
- Trolley has socket to receive 5/15 Amp- 230V A/C 3 pin plugs.
- Trolley fitted with two handles for ease of relocation.
- Dimensions: 680L x 610W x 1500H mm.
- Also available in complete SS.



O.P.D./WARD/O.T. EQUIPMENT



MPI-1050

MEDICINE TROLLEY

- Made of SS pipes/sheets.
- Two shelves with 3 side railings on top shelf and 4 side railings on bottom shelves.
- Two drawer under each shelves.
- Mounted on 75-100mm castors.
- Dimensions: 760L x 460W x 810H mm.
- Also available in MS powder coated.

MPI-1051

DRESSING TROLLEY

- Made of SS tubes mounted on 100mm castors.
- Two SS shelves with 3 side railings on top shelf and 4 side railings on bottom shelves.
- Bowl and bucket holding cage on one side.
- Dimensions: 760L x 460W x 760H mm.



O.P.D/WARD/O.T. EQUIPMENT



MPI-1052

INSTRUMENT TROLLEY

- Made of SS tubes mounted on 100mm castors.
- Two SS shelves with 3 side railings on top shelf and 4 side railings on bottom shelves.
- Dimensions: (A)600L x 460W x 810H mm.
(B)760L x 460W x 810H mm.
(C)910L x 460W x 810H mm.

MPI-1053

CARDIAC TABLE

- Top made of ABS material.
- Base made of CRCA pipes mounted on 5cms castors.
- Height adjusted by gear provided on side.



MPI-1054

MAYO TROLLEY WITH DOUBLE GEAR STAND

- Made of SS tubes mounted on 100mm castors.
- Height adjustable by gear provided on either side.
- Dimensions of SS tray: 760L x 460W X760H mm.

MPI-1060

BED SIDE LOCKER DELUXE

- Made of CRCA pipes/sheets with ABS top.
- Provided with one storage box and one drawer.
- Storage box and drawer, door made of ABS material
- Mounted on 5cms castors.
- Dimension: 460L x 460W x 760H mm.



O.P.D/WARD/O.T. EQUIPMENT



MPI-1061

BED SIDE LOCKER STANDARD

- Made of CRCA pipes/sheets with SS top.
- Provided with one storage.
- CRCA tubular leg mounted on PVC stump.
- Dimension: 460L x 460W x 760H mm.

MPI-1062

BED SIDE LOCKER IMPORTED

- Made of ABS material.
- Provided with one storage box and one drawer.
- Dimension: 450L x 450W x 810H mm.



MPI-1063

BED SIDE LOCKER S.S THREE SHELF

- Made of SS pipes/sheets.
- Provided with three shelves.
- Mounted on PVC stump.
- Dimension: 460L x 460W x 810H mm.



MPI-1064

I.V STAND

O.P.D/WARD/O.T. EQUIPMENT

- Strong stainless steel tubular construction mounted on five pronged rectangular tubular base.
- Fitted with five swivel, rust proof, synthetic body castors wheel diameter without brake,
- Stainless steel rod with two hooks



MPI-1065

CYLINDER TROLLEY

- Made of CRCA pipes.
- A. For D type cylinder trolley mounted on 100mm castors
B. For B type cylinder trolley mounted on 150mm castors.

MPI-1066

BASIN STAND

O.P.D/WARD/O.T. EQUIPMENT

- Made of CRCA pipes.
- Three leg CRCA base mounted
- Provided with one SS basin.
- Also available in double basin



MPI-1067

KICK BUCKET

- SS bucket with stainless frame.
- Also available in MS powder coated.

MPI-1068

DOUBLE FOOT STEP S.S

O.P.D/WARD/O.T. EQUIPMENT

- Frame made of SS fitted on PVC stumps.
- Step made of SS Sheet.
- Dimension: 18"L x 18"W x 18"H.
- Also available in MS powder coated.



MPI-1069

SINGLE FOOT STEP S.S

- Frame made of SS fitted on PVC stumps.
- Step made of SS Sheet.
- Dimension: 18"L x 9"W x 9"H.
- Also available in MS powder coated.



MPI-1070

PATIENT STOOL REVOLVING

O.P.D/WARD/O.T. EQUIPMENT

- Four leg base mounted on PVC stumps
- Made of SS frame and SS top.
- Height adjustable by screw.
- Also available in MS powder coated and cushione



MPI-1071

ATTENDENT/VISITOR STOOL

- Made up of CRCA pipes and sheet mounted on PVC stumps.
- Dimension: 12"L x 12"W x 20"H.
- Also available in SS.



MPI-1072

THREE FOLD SCREEN

- Made of CRCA pipes on 5cm castors provided with curtains.
- Dimensions: 66"H x 96"L



MPI-1073

LINEN TROLLEY FOR WASTE

- Made up of SS tubes.
- Provided with heavy canvas bag.
- Mounted on 100mm dia castors
- Fitted with handle on one side for easy relocation
- Dimensions: 800L x 530W x 900H mm.

MPI-1074

LINEN TROLLEY WITH 3 SHELF AND WASTE BAG

- Made of SS pipes/sheet.
- Provided with three shelves and one canvas bag.
- Mounted on 100mm dia castors.
- Dimensions: 960L x 500W x 1060H mm.



MPI-1075

SOILED LINEN TROLLEY

- SS framework mounted on 10cms castors.
- Provided with superior quality canvas bag.
- Also available in CRCA frame work.

❑ MODULAR OPERATION THEATER



□ MPI-503

GENERAL SURGERY OPERATING TABLE



Technical specifications

Dimension	: 1880 mm x 500 mm \pm 10mm
Adjustable Height	: 750 mm to 1000 mm \pm 10mm
Trendelenburg	: $25^{\circ} \pm 3^{\circ}$
Reverse Trendelenburg	: $30^{\circ} \pm 3^{\circ}$
Lateral Tilting position	: 20° bothside $\pm 2^{\circ}$
Lifting position	: 250 mm \pm 10 mm
Flex position	: 85°
Reflex position	: 200°
Head plate	: 20° up 90° down

□ MPI-505

PREMIUM GENERAL SURGEY OPERATING TABLE

Premium General Surgery Table, structure made in S.S

Technical specifications

Dimension	: 1880 mm x 500 mm \pm 10mm
Adjustable Height	: 750 mm to 1000 mm \pm 10mm
Trendelenburg	: $25^{\circ} \pm 3^{\circ}$
Reverse Trendelenburg	: $30^{\circ} \pm 3^{\circ}$
Lateral Tilting position	: 20° bothside $\pm 2^{\circ}$
Lifting position	: 250 mm \pm 10 mm
Flex position	: 90°
Reflex position	: 200°
Head plate	: 20° up 90° down



MPI-511

C-ARM HYDRAULIC OPERATING TABLE



Structure made in heavy duty S.S

Technical specifications:-

Dimension	: 1925 mm x 533 mm \pm 10mm
Adjustable Height	: 750 mm to 1000 mm \pm 10mm
Trendelenburg	: 30 ⁰ \pm 3 ⁰
Reverse Trendelenburg	: 30 ⁰ \pm 3 ⁰
Lateral Tilting position	: 25 ⁰ bothside \pm 2 ⁰
Lifting position	: 250 mm \pm 10 mm
Flex position	: 80 ⁰
Reflex position	: 200 ⁰
Head plate	: 20 ⁰ up 90 ⁰ down

MPI-515

OPHTHALMIC SURGERY TABLE



Structure made in heavy duty S.S

Technical specifications:-

Dimension	: 1860 mm x 560 mm \pm 10mm
Adjustable Height	: 650 mm to 900 mm \pm 10mm
Trendelenburg	: 20 ⁰ \pm 3 ⁰
Reverse Trendelenburg	: 20 ⁰ \pm 3 ⁰
Lifting position	: 250 mm \pm 10 mm
Head plate	: 25 ⁰ up 90 ⁰ down

ELECTRIC O.T. TABLE

□MPI-521

MPI ELECTRIC OPERATING TABLE



4 Function Electric O.T table with Structure made in heavy duty S.S

Technical specifications:-

Dimension	: 1930 mm x 533 mm \pm 10mm
Adjustable Height	: 750mm to 1050 mm \pm 10mm
Trendelenburg	: 25° \pm 3°
Reverse Trendelenburg	: 30° \pm 3°
Lateral Tilting position	: 20° bothside \pm 2°
Lifting position	: 300 mm \pm 10 mm
Flex position	: 85°
Reflex position	: 200°
Head plate	: 20° up 90° down

5 Function Electric O.T Table with Structure made in heavy duty S.S, central locking castors, and Ortho attachment.

Technical specifications:-

Dimension	: 2020 mm x 533 mm \pm 10mm
Adjustable Height	: 750mm to 1050 mm \pm 10mm
Trendelenburg	: 25° \pm 3°
Reverse Trendelenburg	: 30° \pm 3°
Lateral Tilting position	: 20° bothside \pm 2°
Lifting position	: 300 mm \pm 10 mm
Flex position	: 85°
Reflex position	: 200°
Head plate	: 20° up 90° down
Top Slide Stroke	: 250mm

□MPI-561

ELECTRO-MANUAL OPERATING TOP SLIDE TABLE



❑ NUERO



❑ SPINE



❑ ORTHO



MPI- GYNAE OPERATING TABLE

GYNAE O.T. TABLE

In terms of quality, reliability and functionality, this operating table is being acknowledged as the ideal solution for Gynaecological diagnosis and examination, child-birth, cesarian operation and other gynaecological surgical operations, due to its modular design, it can be flexibly adapted to your needs and configured to suit your exact surgical requirements.



Technical specifications

Top Dimensions (L*W)	72 X 22
Height Adjustment	27-37
Lateral Tilt (Optional)	20*
Back Section	70*
Trendelenburg	20* both side
Load Capacity	150 kg

* Table available in Fully Electric and Manual mode also

❑ Electric Two & Three Function Dialysis Chair / Blood Donor Chair



Technical specifications:-

- Number Of Section : 3 Sections
- Total Weight : 60 KG
- Total Length : 1829 mm
- Height : 508 mm
- Width : 559 mm
- Warranty : 1 Year
- Colour : Customize

Two Functions:-

- Backrest Adjustable Angle : 0-80 up
- Legrest Adjustable Angle : 0-60 down

Three Function :-

- Trendelenburg : 20 Degree Both Side

GLOBE

LED OPERATING LIGHT



Technical specifications

Intensity	: 1,50,000+1,50,000Lux(+/-10%)
Size Of Light Field	: 12-30 cm
Colour Temperature	: 4000-5000 K
Led Life >	: 50000 Hrs.
Number Of Led	: 48+48
Brightness Control	: Capacitive Touch Panel
Power Supply	: 220v/50hz Ac
Focusing	Adjustable

CLASSIC

LED OPERATING LIGHT



Technical specifications

Intensity	: 1,20,000+1,20,0000 Lux(+/-10%)
Size Of Light Field	: 12-30 cm
Colour Temperature	: 4000-5000 K
Led Life >	: 50000 Hrs.
Number Of Led	: 76+76
Brightness Control	: Capacitive Touch Panel
Power Supply	: 220v/50hz Ac
Focusing	Adjustable

Examination/Spot O.T. LED Light

LED O.T. LIGHT

Technical specifications	SPOT-7	SPOT-19	SPOT-21
Intensity	: 25,000 Lux(+/-)	45,000 Lux(+/-)	50,000 Lux(+/-)
Size Of Light Field	: 12-30 cm	12-30 cm	12-30 cm
Colour Temperature	: 4800 K	4800 K	4800 K
Led Life >	: >50000 Hrs.	>50000 Hrs.	>50000 Hrs.
Number Of Led	: 7	19	21
Diameter of light	: 150mm	150 mm	150 mm
Power Supply	: 220v/50hz Ac	220v/50hz Ac	220v/50hz Ac





Head Office

SANGAI HEALTHCARE PVT. LTD.

#15, Sec-21, Industrial Area, Bhiwani-127021, Haryana

Tel: +91 8689050505

+91 7027727374

Authorized Distributor

www.sangaihealthcare.com